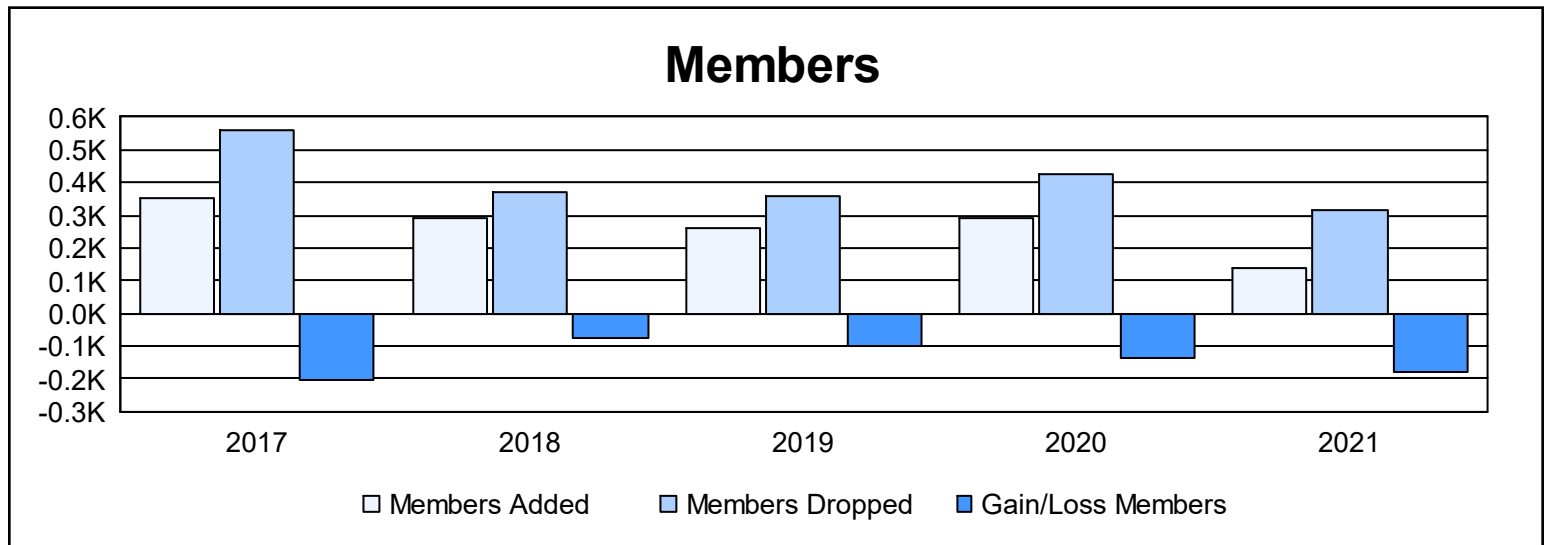
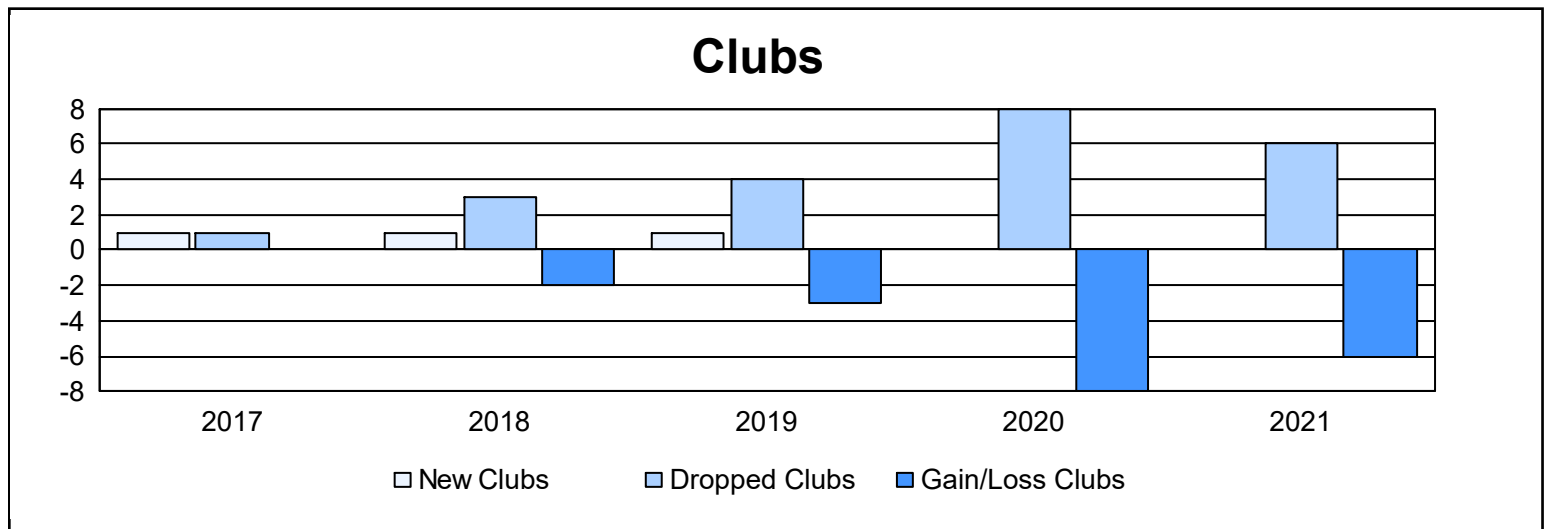
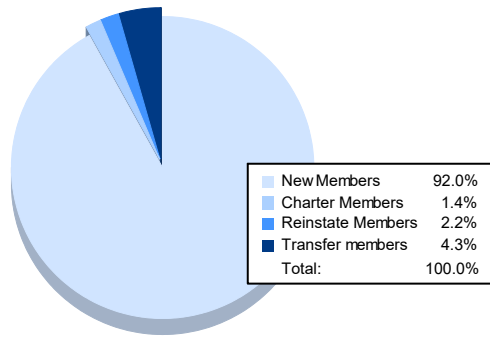


| Year | New Clubs | Dropped Clubs | Gain/ Loss Clubs | New Members | Charter Members | Reinstate Members | Transfer Members | Total Member Added | Total Members Dropped | Gain/ Loss Members |
|----------------|-----------|---------------|------------------|-------------|-----------------|-------------------|------------------|--------------------|-----------------------|--------------------|
| 2016-2017 | 1 | 1 | 0 | 309 | 25 | 12 | 7 | 353 | 558 | -205 |
| 2017-2018 | 1 | 3 | -2 | 255 | 28 | 5 | 4 | 292 | 370 | -78 |
| 2018-2019 | 1 | 4 | -3 | 214 | 25 | 6 | 15 | 260 | 358 | -98 |
| 2019-2020 | 0 | 8 | -8 | 233 | 6 | 11 | 39 | 289 | 427 | -138 |
| 2020-2021 | 0 | 6 | -6 | 127 | 2 | 3 | 6 | 138 | 317 | -179 |
| Average | 1 | 4 | -4 | 228 | 17 | 7 | 14 | 266 | 406 | -140 |



Membership Composition June 2021 Cumulative



Gender Composition June 2021 Cumulative

